



How to Access Your E-mail

Table of Contents

- How to Access Your E-mail 1**
- Webmail 1**
 - Set Your Name in RoundCube 2
- General Email settings for Windows/OSX/iPhone/Android 4**
 - Secure SSL/TLS Settings (Recommended) 4
 - Non-SSL Settings (NOT Recommended) 4

Webmail

Go to your WebMail. If your domain name was mydomain.com then your WebMail will be located at <https://mydomain.com/WebMail>



Email Address

Password

[Reset Password](#)

English العربية čeština dansk Deutsch Ελληνικά español español latinoamericano ...




Copyright© 2017 cPanel, Inc.



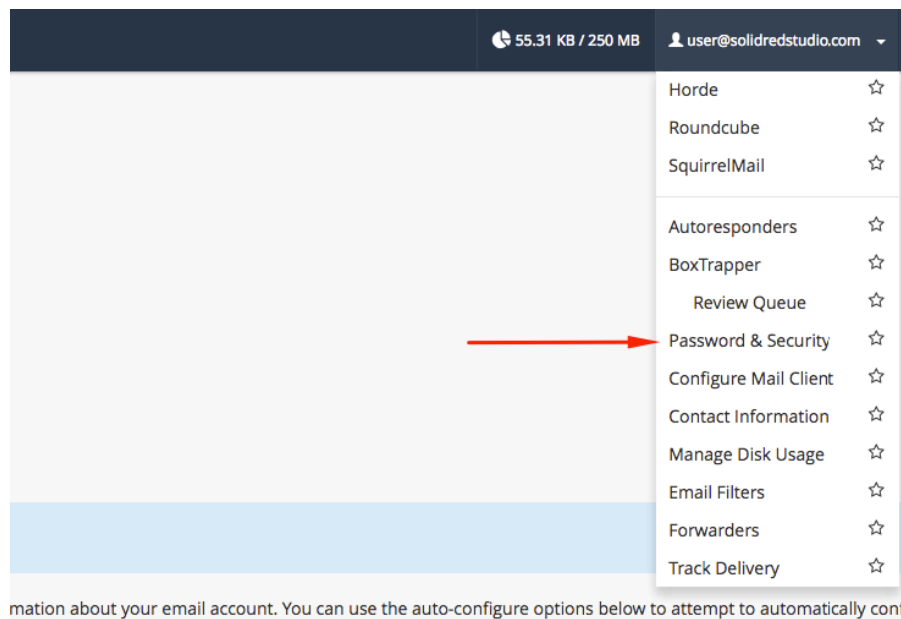
Website: SolidRedStudio.com
E-Mail: info@solidredstudio.com
Phone: (951) 394 -0129

Use your Email Address and your password that was provided. If this is your first time logging in then you will be asked to set a WebMail client as your default. We suggest RoundCube which is the most user friendly.



Also please if you haven't change your password from the default password this is the time to change your password.

Click on your email address on the top right and then Password & Security.

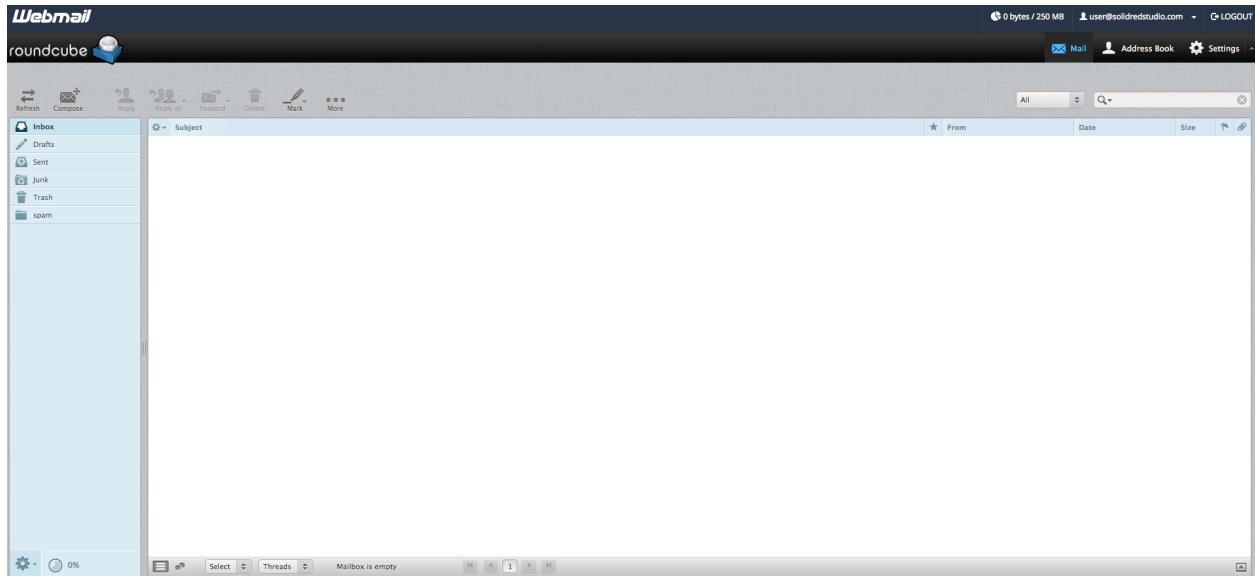


Set Your Name in RoundCube

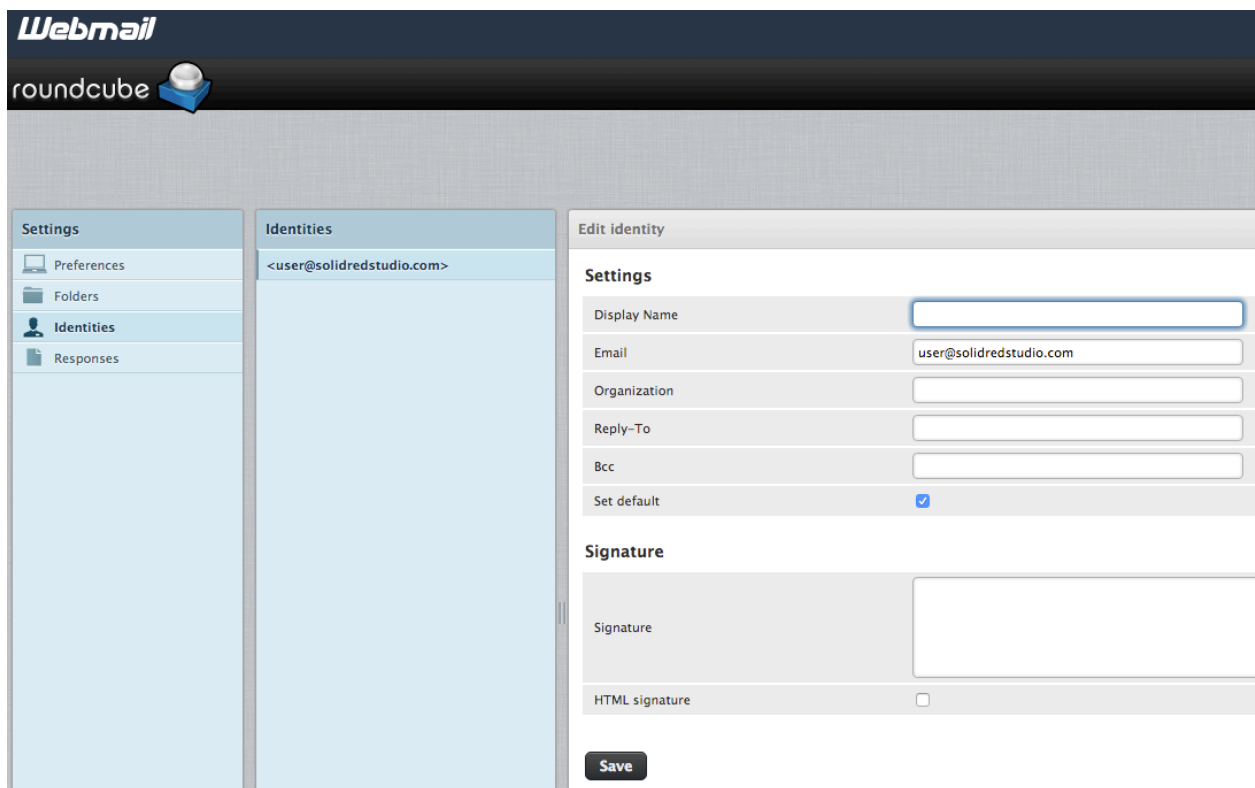


Website: SolidRedStudio.com
E-Mail: info@solidredstudio.com
Phone: (951) 394 -0129

Enter RoundCube



Click on “Settings” on the top right and then on Identities and then on your email address.





Website: SolidRedStudio.com
E-Mail: info@solidredstudio.com
Phone: (951) 394 -0129

General Email settings for Windows/OSX/iPhone/Android

For iPhone & Android if you want you can use the app TypeApp and if you select to “Add Other Account” and then “Other Email” it will automatically find the correct settings.

If you want to add on any other app below are the required settings.

IMAP protocol is suggested over POP. Pop mail once you access from a device are being downloaded and deleted from the server. With IMAP your email stay on the server and synced across multiple devices.

Secure SSL/TLS Settings (Recommended)

Username: user@mydomain.com (this should be your email address)

Password: Use the email’s password.

Incoming Server: mail.mydomain.com (replace mydomain.com with your domain name)

IMAP Port: 993 POP3 Port: 995

Outgoing Server: mail.mydomain.com (replace mydomain.com with your domain name)

SMTP Port: 465

IMAP, POP3, and SMTP require authentication.

Non-SSL Settings (NOT Recommended)

Username: user@mydomain.com (this should be your email address)

Password: Use the email’s password.

Incoming Server: mail.mydomain.com (replace mydomain.com with your domain name)

IMAP Port: 143 POP3 Port: 110

Outgoing Server: mail.mydomain.com (replace mydomain.com with your domain name)

SMTP Port: 25

IMAP, POP3, and SMTP require authentication.